









Goodies and Takeaways' to put a bit of 'E' in Technology Enhanced Learning





Generated with the aid of the Edge Hill University Learning and Teaching Fellows
and edited by Dr Dawne Irving-Bell











Goodies and Takeaways' to put a bit of 'E' in Technology Enhanced Learning. Please have a go!






	Resource	Thoughts? Potential Use? Recommendations
	Screen capture: Capture specific parts of your screen. Snippy is a small screenshot application for Windows. Download Snippy via this link: https://snippy.en.softonic.com/	
	Screen capture Snipping Tool An alternative to 'Snippy'. The Snipping Tool is available free within Windows 10	






	<p>ClassDojo: ClassDojo connects teachers with students and parents to build amazing classroom communities https://www.classdojo.com/</p>	
	<p>SMS Text Walls: Students text thoughts and answers to questions to a screen from their phones.</p> <p>Textwall: A textwall is a web page that learners or delegates can send text messages to. The messages can then be shown on a large screen or interactive whiteboard as part of a lesson or event for everyone to see (subject to a subscription charge). https://www.textwall.co.uk/</p>	
	<p>Tryptico: Classroom tools to inspire imaginative teachers (subscription charge). http://www.triptico.co.uk/</p>	
	<p>Avatars: Voki: Add some fun with a customisable, talking head. Voki enables teachers and students to use speaking animated characters to enhance the learning experience. http://www.voki.com/</p>	






	<p>Podcasting: Record sound for downloading from VLE or onto mobile devices. See Garage Band for Mac users. Audacity is a free, easy-to-use, multi-track audio editor and recorder for Windows, Mac OS X, GNU/Linux and other operating systems. http://audacity.sourceforge.net/</p>	
	<p>Ideas to Inspire: We can learn a lot from Primary School Classrooms! http://www.ideastoinpire.co.uk/#1</p>	
	<p>Visual social bookmarking: Only2Clicks: make a group web pages visual as opposed to sending or posting urls to students. http://flash.screeniac.com/only2clicks-dg/only2clicksdg.html?TB_iframe=true&height=590&width=1050</p>	
	<p>Top 200 Tools for Learning 2017 Here you will find the Top 200 Tools for Learning 2017 list together with 3 sub-lists:</p> <ol style="list-style-type: none"> 1. Top 100 Tools for Personal & Professional Learning (PPL) 2017 2. Top 100 Tools for Workplace Learning (WPL) 2017 3. Top 100 Tools for Education (EDU) 2017 <p>http://c4lpt.co.uk/top100tools/</p>	





	<p>Lynda.com: Learn a new skills online in your own time. Lynda.com has a charge but is often available to staff and students free of charge through their institutions. https://www.lynda.com/</p>	
	<p>BoB is Learning on Screen's on demand TV and radio service for education (Thank you Eamon!)</p>	
	<p>Group Scribbles: Group Scribbles offers instructors and students a powerful metaphor for thinking about and realizing collaborative learning activities. This metaphor is based on common physical artifacts from the classroom or office: adhesive notes, bulletin boards, whiteboards, stickers, pens, and markers. http://groupscribbles.sri.com/</p>	
	<p>Wordle: A tool for generating “word clouds” from text that you provide. The clouds give greater prominence to words that appear more frequently in the source text. http://www.wordle.net/</p>	
	<p>Bitmoji (formerly Bitstrips): A quick way to create small, quirky comic strips that are a great discussion starter. Can be displayed in PPT. or as part of a handout. https://www.bitmoji.com/</p>	






	<p>Ice Breakers: Ways to plan for introductions and building (an online) classroom climate.</p> <p>http://tw.wikispaces.com/Ice-Breaker+Ideas</p>	
	<p>Quizbusters (For School Teachers/Trainees)</p> <ol style="list-style-type: none"> 1. Quizbusters same as Blockbusters) but online & free 2. Sample quizzes to look at , click on 'Go' and look at completed examples 3. Then click on 'make a new game'. Add title, subject. Then press 'next' 4. Fill in all 20 questions & answers to make quiz 5. Just give one word for answers 6. For questions add 'D' or whatever letter the answer begins with 7. And add rest of short clue 8. Create & save quiz 9. Great as class activity so groups produce quiz for peers 10. Save and remember to copy web address. That's it. <p>http://www.teachers-direct.co.uk/resources/quiz-busters/</p>	
	<p>Kahoot: Play fun learning games and cool quizzes anywhere and anytime, on your own or with your friends. Kahoot! makes learning awesome.</p> <p>https://kahoot.it/</p>	





 <p>Create free games, quizzes, activities and diagrams in seconds! Host them on your own blog, website or intranet! No signup, no passwords, no charge!</p>	<p>Classtools: Really quick interactive resources- categories can cover any content and can be made by students.</p> <p>http://www.classtools.net/</p>	
	<p>Zoomit: A desk top zoom and annotation tool.</p> <p>https://docs.microsoft.com/en-us/sysinternals/downloads/zoomit</p>	
	<p>Exe: Works on any computer that will take a memory stick and is a simple but effective authoring tool for practitioners with minimum IT skills- makes content more interactive which you can add audio to.</p> <p>http://exelearning.org/wiki</p>	
	<p>Vozme: Text to speech tool allows you to insert text which is then read aloud for the learner (bit computer voice like but useful for accessibility / weak literacy)</p> <p>http://vozme.com/index.php?lang=en</p>	
	<p>Camstudio: Screen capture tool to record what you are demonstrating</p> <p>http://camstudio.org/</p>	




	<p>Photostory: Really easy- creates visually compelling stories using your own pictures and music, add text boxes/ labels- can be class project and learner led. http://download.cnet.com/Photo-Story-3-for-Windows/3000-12511_4-10339154.html</p>	
	<p>Bubbl.us: Very simple mind mapping / flow chart creation tool- great for younger children/ learners with weak IT skills. https://bubbl.us/</p>	
	<p>Prezi: A useful alternative to presentation slides, which can be very flashy but which is just as effective as a simple way of showing how things relate to each other - e.g. http://bit.ly/jbl1XH is a very, very simple example where you can click on sections to zoom in. https://prezi.com</p>	
	<p>Screenr was retired on November 12th 2015, but archived slides are still available. http://www.screenr.com/</p>	
	<p>Google Docs Quickly create and share session notes - e.g. http://bit.ly/kWSJMY Create a new document and edit with others at the same time -- from your computer, phone or tablet. Get stuff done with or without an internet connection. Use to create and edit files.</p>	





	Free from Google . https://www.google.com/docs/about/	
 <p>Jane's Pick of the Day FROM JANE HART, FOUNDER OF THE CENTRE FOR LEARNING & PERFORMANCE TECHNOLOGIES - THE LARGEST INDEPENDENT</p>	Jane Hart: Links to 1000's of tools that could be potentially used for teaching and learning - and of course you can keep track of new tools and good practice for their use, by using a feed reader like Google Reader and subscribing to blogs. http://janeknight.typepad.com/	
 	Screencast: Easy to use and can be used for so many things, from Lecture capture, interview capture, screen capture, etc, all of which can then be embedded into other tools such as PowerPoint if required. Snagit: http://www.techsmith.com/jing/ (formerly Jing) Screencast O Matic: http://www.screencast-o-matic.com/	
	Answergarden: Minimalistic feedback tool. Use it in the classroom as an educational tool or at work as a creative brainstorming tool. Or you can embed it on your website or blog to use it as a poll or guestbook." http://answergarden.ch/	
	Instapaper: Instapaper allows the user to save and store web articles, which can later be read offline. Saved content can be adjusted for ease of reading, and sorted and filed to allow the user to keep track of their documents. The appearance of the article (font size, line spacing etc. can be adjusted for the readers convenience). https://www.instapaper.com/	






	<p>Big Blue Button: Excellent open source web conferencing tool, and will be even better when the new version is released as it will enable record and playback. WIMBA watch out!</p> <p>http://bigbluebutton.org/</p>	
	<p>Exerte: "Xerte provides a full suite of open source tools for elearning developers and content authors producing interactive learning materials."</p> <p>http://www.nottingham.ac.uk/xerte/</p>	
	<p>3D Brain: iPad/iPhone App for anatomy and physiology</p> <p>http://itunes.apple.com/us/app/3d-brain/id331399332?mt=8</p>	
	<p>Onenote: Onenote is similar to Evernote. Notes can be filed into notebooks and stored in multiple formats. Frequently used notes can be pinned for easy access. Note format and structure is very flexible, and as with Evernote tasks can be synced across devices and shared with others. A 'convert to shape' feature simplifies hand-drawn notes. https://www.onenote.com/</p>	





	<p>Quiver Vision: The original augmented reality coloring app “colAR Mix” is now Quiver! http://www.quivervision.com/</p>	
	 <p>HP Reveal (formerly Aurasma) changes the way we interact with the physical world. Discover augmented reality (AR) experiences, create your own AR, and share the magic with friends. https://www.hpreveal.com/</p> <p>At the moment the Aurasma site still works via this link: https://www.aurasma.com/</p>	
	<p>Pocket University: A Guide to the 100 Best Educational iPhone Apps https://www.diygenius.com/best-educational-iphone-apps/</p>	
	<p>Pocket: Pocket is similar to Instapaper. Saved articles can be tagged to allow for easy searching and Pocket recommends stories based on the user’s interests. Like Instapaper, Pocket has a text-to-speech function for users who prefer spoken word to text learning. https://getpocket.com/</p>	

	<p>Go Conqr: Go Conqr is a social learning platform. It allows you to create Mind Maps, Flashcards, Quizzes, Slides and Notes to help you learn more easily. The GoConqr app is fully integrated with your web account, so your learning resources are always at hand. Users can follow study and discussion groups as well as individual users, giving them access to further relevant learning resources. https://www.goconqr.com/en/</p>	
	<p>2Do: 2Do is a list and calendar based time-management app. It can be used to create multiple tasks, checklists and projects. The user can set reminders for tasks, which can be re-ordered, filtered or focused according to the user's changing needs. Photos, files etc. can be attached to tasks. 2Do allows you to keep track of your upcoming tasks. https://www.2doapp.com/</p>	
	<p>Any.do: Any.do is similar to 2Do – a list and calendar based time-management app which can be used to create multiple tasks, checklists and projects. Any.do offers more options in terms of file attachments and sorting. However it does not have some features present in 2Do (i.e. repeat and multiple alerts only available in the paid-for upgrade). https://www.any.do/</p>	
	<p>Wunderlist: Wunderlist is a list-based time-management app. It is simpler than 2Do & Any.do, which means it is easier to use but doesn't offer some of the other apps' features. Tasks can be added with attached notes and files. Reminders can be set and task-lists can be shared. Wunderlist features a "smart" feature where it reacts to trigger words such as "tomorrow" when scheduling reminders etc. https://www.wunderlist.com/</p>	

	<p>Evernote: Evernote allows the creation of notes in multiple formats (checklists, sketches, photos, scans, audio, video, PDF's & web clippings). Tasks can be synced across all devices and shared with other users. Documents can be annotated, and worked on by multiple users. Evernote allows all your notes to be kept in one place. https://evernote.com/</p>	
	<p>Trello: Trello is a project management tool allowing users to create workboards for projects and designate workflows. Tasks can be assigned to other users to facilitate group project work. Syncing allows all users to keep up-to-date on outstanding tasks and those completed by themselves or others. https://trello.com/</p>	
	<p>ClaroRead: ClaroRead for Windows PC supports reading and writing. ClaroRead is a simple, easy-to-use and flexible software program that helps you to read, write, study, sit exams, and increase your confidence. You can read any on-screen text out loud and improve your writing in Microsoft Word. ClaroRead Plus and Pro also let you read aloud scanned paper books and documents. https://www.clarosoftware.com/claroread</p>	

	<p>Read&Write: Read&Write is a big confidence booster for anyone who needs a little support with their reading and writing, at school or in the workplace. And its friendly literacy features help English Language Learners, as well as people with dyslexia or other learning difficulties. https://www.texthelp.com/en-gb/products/read-write/</p>	
	<p>Inspiration: For visual mapping, outlining, writing and making presentations, use Inspiration® 9, the ultimate thinking and learning tool. Brainstorm ideas, structure your thoughts and visually communicate concepts to strengthen understanding with the Diagram and Map Views. http://www.inspiration.com/Inspiration</p>	
	<p>MindView: MindView is a professional mind mapping software that allows you to visually brainstorm, organize and present ideas. https://www.matchware.com/mind-mapping-software</p>	
	<p>Maths Rockx: This is the rock star teacher that everyone wants. Learn their Times Tables by singing them to some of the coolest tracks, from some of the world's best Artists. http://www.mathsrockx.com/</p>	

	<p>Panopto: Panopto – lecture capture functions https://www.panopto.com/</p>	
	<p>C-Maps: C-Maps concept mapping https://cmap.ihmc.us/</p>	
	<p>Collaborate/Elluminate: online lecture and seminar functions https://www.blackboard.com/online-collaborative-learning/blackboard-collaborate.html</p>	
	<p>i-spring: Online authoring software https://www.ispringsolutions.com/</p>	
	<p>Dragon: Voice to text https://www.nuance.com/en-gb/dragon.html</p>	

	<p>Puzzle Maker: Useful for subject vocabulary learning.</p> <p>http://www.discoveryeducation.com/free-puzzlemaker/</p>	
	<p>Dropbox: The Secure File Sharing Solution Trusted By Over 500 Million Users. Start Free! Brands: Dropbox Pro, Dropbox Business, Dropbox Enterprise</p> <p>https://www.dropbox.com/</p>	
	<p>Socrative https://www.socrative.com/ a BYOD app similar to Poll Everywhere or Kahoot. Nice clean interface and easy to use with multiple question types. Has post report emails to email yourself the result of questions/quizzes, etc.</p>	
	<p>, Office Mix, free to download from the application catalogue at EHU, does the same thing as iSpring</p>	



Zappar is an **augmented reality** app that creates entertainment experiences.
<https://www.zappar.com/>

Create your own augmented reality experiences with our super simple **ZapWorks** online tool.

Please use this space to add you own