

The **NTR** National Teaching Repository

Sharing practice

*Learning from each other so that we can continue to enhance and
improve what we do*

Click here to submit: <https://figshare.edgehill.ac.uk/submit>

Contents:

- What is The National Teaching Repository?
- Why?
- How does it work?
- How can I get involved?
- What are the benefits of sharing my work?
- Getting started
- Uploading Checklist and a simple Step-by-Step guide
- Grouping and editing your work
- Using the Repository
- Acknowledging academic and intellectual property
- Curated practice from across the sector
- Repository sub-groups
- The role of the Curator
- Curator and Critical Friend Affiliations
- Visual Overview
- FAQs
- Getting in touch

What is The National Teaching Repository?

The National Teaching Repository is an open access online searchable database where tried and tested strategies ‘that work’ can be housed and harvested.

A space where colleagues can upload and share teaching resources, pedagogical research, approaches and ideas. Sharing these innovations and strategies will both help others and help contributors gain recognition, be acknowledged for and be able to show evidence of the impact of their work in practice.

It is a database that anyone can search to access hands-on, practical ideas and resources, off the shelf ready to use or to adapt for implementation in their own settings.

A repository that facilitates your ability to showcase your practice in a range of non-traditional research formats including data, books, reports, code, videos, images, audio recordings, posters, and presentations.

‘Disseminating accessible ideas that work’

Why?

...because all too often great ideas are hidden and even when brought to the fore they are not always considered to be of any value outside of the discipline or institution where they originated.

The National Teaching Repository creates a central space where anyone with an interest in teaching and learning and supporting developments in this field can view, download, upload, share and browse the very best ideas. Either to use as 'off the shelf' transferable strategies for immediate direct application, or with adaption to meet the needs of their own context.

The aim of the repository is to share resources amongst teachers and researchers that will have a positive impact on teaching and learning. A space that facilitates the strategic implementation of effective interventions that lead to real improvements for students by providing access to high-quality support to as many colleagues as we can because 'better' support for staff enables 'better' outcomes for students.

'Citable, sharable, discoverable'

How does it work?

The repository is housed within a system called [Figshare](#).

Within the repository we have created several folders called categories. You simply decide where your work sits best and upload. It is possible to have work that straddles two or more categories which is easy to do during the upload process and you can upload almost anything into the repository: Papers, Reports, Key Note Lectures, Power Point Presentations, Video, Teaching Resources and Materials.

Use the categories and add key words to help people to find your work easily. Our curators will help ensure your work is located in the most appropriate space and support you in making your work visible.

You can link your work to your [ORCID ID](#), request a unique [DOI](#) for each item you upload and altmetrics will help you to measure impact.

‘Sharing practical ‘tried and tested’ strategies’

How can I get involved?

What are the benefits of sharing my work?

In addition to supporting others to develop their practice, uploading your work into The National Teaching Repository has several personal and professional benefits:

- Gain national recognition.
- Protect your academic and intellectual property.

Specifically the system:

- Generates a citation that others can copy and paste to acknowledge when they draw upon your work
- Enables you to link all of your work to your [ORCID ID](#)
- Supports the generation of a unique [DOI](#) for each item you upload
- Facilitates instant sharing via social media
- Uses Altmetric data helps you to evidence the impact of your work
- Allows you to create and link a FigShare Profile to help direct traffic back to your institutional and/or personal websites and blog spaces.

Use evidence of your impact:

- To help you to secure a new job or promotion.
- As evidence for performance review or internal progression.
- To support a Fellowship or National Teaching Fellowship application.

Getting started

Uploading your work is really very simple. It doesn't take hours to set up an account and you can add any type of file.

View our [Quick Guide for Authors](#), our [Submit!](#) page or our [‘How to add items’ video](#).

You can also visit our [Getting Started](#) pages or [Figshare FAQ's](#) for further support are available. Here are some things to consider before you begin to upload:

- Is your work compliant with current accessibility legislation?
- Which category, group, sub-group or add key words will you add to help others to locate your work.
- Create a Figshare Profile and link it to your social media accounts and [ORCID ID](#) to maximise the visibility and impact of your work.

Click to [HERE](#) to Submit

Select submission group: The National Teaching Repository

*‘...an open access online searchable database where tried and tested strategies
‘that work’ can be housed and harvested’*

Before you begin

Uploading Checklist

Click [HERE](#) to access the authors submitting your work checklist


Click to [HERE](#) to Submit

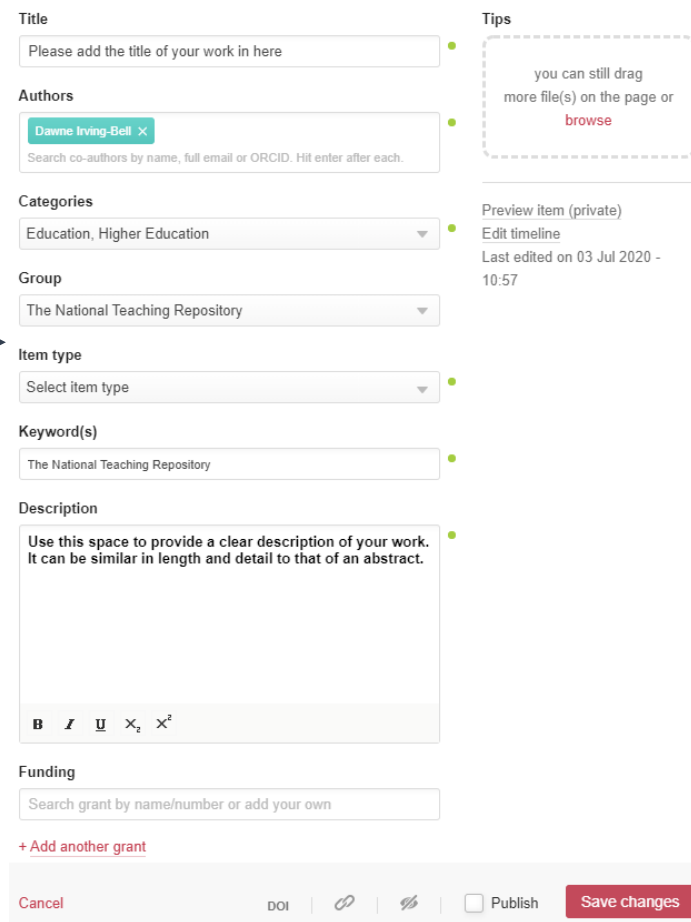
Select submission group: The National Teaching Repository

| | |
|--|--|
| Prepare your file you want to share by adding a clear title. | |
| Ensure your submission is accessible and complies with current accessibility legislation . | |
| Include your details on the first (or last) page of the submission. Details may include your name, role, affiliation, contact details and the names of co-authors (if applicable). | |
| <p><i>Curators are not there to judge, reject or correct submissions. It is the authors responsibility to ensure the item is:</i></p> <p>ethically sound, accurate, complies with accessibility legislation and has been proof read thoroughly to ensure it is free of all errors.</p> | |
| To help others to locate your work know which category you wish to use. You can choose more than one category. For example: Education, Further Education and Higher Education or any other fields that maybe appropriate. | |
| When prompted select The National Teaching Repository. Or your sub-group if you know which one you would like to upload into. | |
| Have some key words in mind . These will help others to search and locate your work. Be sure to include 'The National Teaching Repository', NTR, 'Sharing Practice' and your NTR Sub-Group. | |
| Add a clear description . This is similar to an abstract and can be quite detailed, but aim to be clear and concise. | |
| Check out Creative Commons Licences before you begin and be ready to select the level of restriction you prefer / require. | |
| If your work was created with funding this detail can be added. | |
| If you want to be ready to link your submission to your ORCID ID . | |
| If appropriate chose to embargo. Limit access or make your files private. | |
| Don't forget to click the button to generate a DOI for your work. | |

*'...an open access online searchable database where tried and tested strategies
'that work' can be housed and harvested'*

Step-by-Step Uploading

- Click [HERE](#) to submit.
- Select submission group: The National Teaching Repository (NTR).
- If you know which sub-group you need upload it straight in!
- If not use The National Teaching Repository (NTR) and we can help you decide!
- You will be prompted to drag and drop your file.
- Then this screen will appear for you to populate. 
- The title is added automatically but you can edit this.
- You can also add multiple authors.
- Under **category** select Education, Higher Education and other fields that maybe appropriate.
- Under **group** scroll and select The National Teaching Repository and the appropriate **sub-group(s)** if you want to/ it hasn't been selected already.
- Add **key words** to help others to locate your work.
- Be sure to include: The National Teaching Repository, NTR, Sharing Practice and the title of your NTR Sub-Group.
- Add a **clear description** of your work (this is similar to an abstract).
- Select the level of **Creative Commons Licence** you require.
- Generate your **DOI** and if you wish apply for embargo, make files confidential or generate a private links.
- And that is it! All done! Well done and thank you!



Title

Please add the title of your work in here

Authors

Dawne Irving-Bell ✕

Search co-authors by name, full email or ORCID. Hit enter after each.

Categories

Education, Higher Education

Group

The National Teaching Repository

Item type

Select item type

Keyword(s)

The National Teaching Repository


Description

Use this space to provide a clear description of your work. It can be similar in length and detail to that of an abstract.

Funding

Search grant by name/number or add your own

+ Add another grant

Cancel DOI  ☐ Publish **Save changes**

Tips

you can still drag more file(s) on the page or [browse](#)

Preview item (private)
Edit timeline
Last edited on 03 Jul 2020 - 10:57

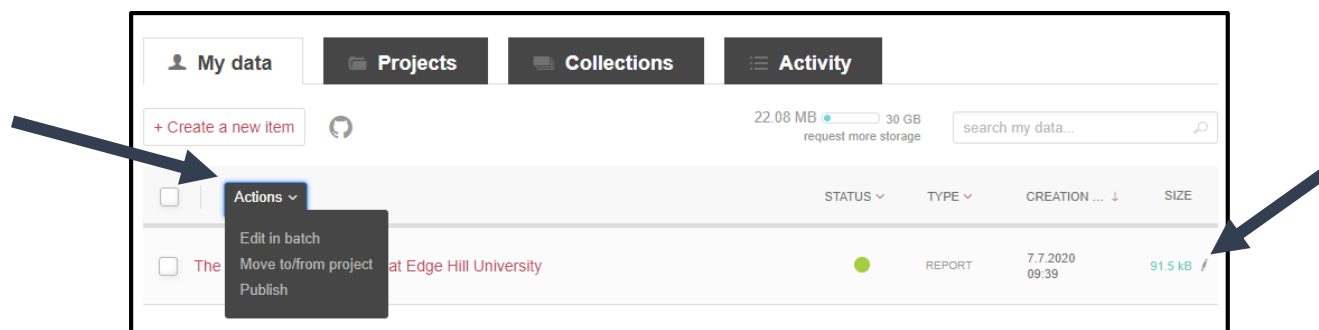
‘Sharing resources amongst teachers and researchers that will have a positive impact on teaching and learning’.

Grouping and editing your work

Once you have a piece of work uploaded into the repository it is very easy to revise, update or remove it should you so wish.

As work evolves you may wish to update your submission, or another author or to add new key words to help signpost others to your work. It is also possible as more work is added should you so wish to group your submissions into small collections or projects, and if applicable your work may straddle two or more categories to support others to access it.

Working within the **'My data'** tab it is very easy to edit work already uploaded. However further support can be accessed here within the Figshare [HOW TO GUIDES](#).



'...because 'better' support for staff equals 'better' outcomes for students'

Using the Repository

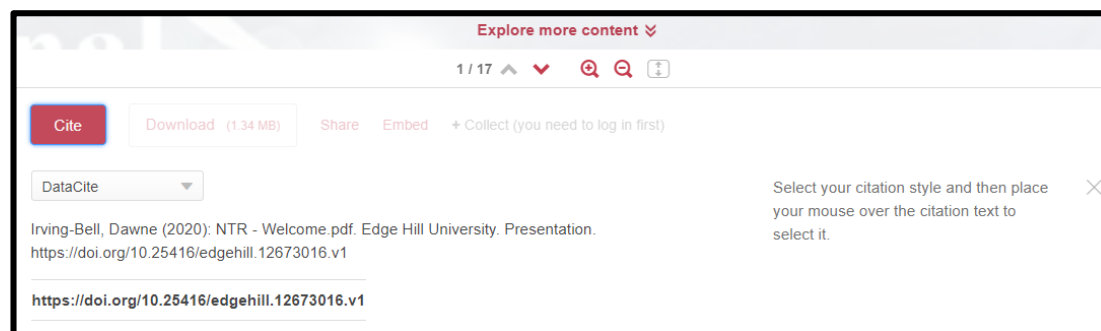
Acknowledging academic and intellectual property

The repository is an open access resource that you can browse and download resources from as often as you like.

In drawing on the practice of others, just as you would with other forms of academic work please be mindful to respect the intellectual property of the originating author(s).

In conjunction with the Creative Commons Licencing allocated to each submission, in drawing upon, using or reproducing work please ensure that you acknowledge the author and cite their work.

The system makes citing work very simple.
You simply click here.



You can access the [National Teaching Repository](#) here.

'...browse, view and download the very best ideas either to use as 'off the shelf' transferable strategies or with adaption to meet the needs of your context'.

Curated practice from across the sector

Currently the repository has the following sub-groups to help organise your pedagogical practice:

Welcome and Guidance.

The Scholarship of Teaching and Learning (SoTL).

ICTs and Intercultural Learning.

Digital Education.

Institutions, Organisations and Keynotes.

Assessment and Feedback.

Supporting the Student Experience.

Students as Partners.

Enterprise Partnerships.

Continuing your professional development.

Community, Belonging and Wellbeing.

Secondary, Further, Primary and Early Years Age Phase Education.

Fields can be added so if you have any suggestions please do get in touch.

A repository of collaboratively generated 'proven in practice' strategies

Our sub-groups

Within the repository we have a collection of folders known as sub-groups. These support others to locate your work. This is not by no means an exhaustive list, and we would advocate that themes such as equality, inclusion and diversity permeate every sub-group.

This list is presented to provides some guidance as to the breadth and range of work you may wish to submit. We are adding new sub-groups all of the time. If you have an idea for a new group please get in touch!.

You may upload your contribution in any of the following formats:

- Papers.
- Reports.
- Data.
- Key Note Lectures.
- Power Point Presentations.
- Video.
- Posters.
- Infographics.
- Templates.
- Teaching Resources.
- Curriculum Materials.

| | | |
|--|--|--|
| Welcome and Guidance <ul style="list-style-type: none"> • About the repository • Guidance and Support • How to upload • Curator information • Contact Us | Digital Education <ul style="list-style-type: none"> • Teaching and Learning Online • Social Media for Learning • Blended approaches to learning | Assessment and Feedback Strategies for: <ul style="list-style-type: none"> • Creative Assessment • Alternative assessment strategies • Approaches to feedback |
| ICTs and Intercultural Learning Approaches that: <ul style="list-style-type: none"> • Facilitate intercultural learning within Higher Education | The Student Experience Strategies to support: <ul style="list-style-type: none"> • Retention • Induction and Transitions • Personal Tutoring • Equality and Diversity • Employability and Careers | Students as Partners <ul style="list-style-type: none"> • Ideas to engage students in curriculum design and development • Mechanisms to capture student voice |
| Institutions & Organisations Links to: <ul style="list-style-type: none"> • SEDA, Advance HE, ALT, #LTHEChat etc. • Key Note Presentations • Invited Lectures | The Scholarship of Teaching and Learning <ul style="list-style-type: none"> • Pedagogical Research • Learning and Teaching Resources • Curriculum Materials • Professional Staff Development | Continuing your professional development Links to: <ul style="list-style-type: none"> • Staff development resources • Support for those seeking to attain fellowship |

The role of the Curator

Each group within the repository has at least one curator and their role is similar to an editor. Curators help to organise and curate the content. They will help ensure your work is visible, accessible and housed in the most appropriate place. They can also support you to promote your work for example through the use of social media.

They are not there to judge or reject submissions. They will review the submission but ***it is the authors responsibility to ensure the item is ethically sound, accurate, free of typographical or referencing errors, and is compliant in terms of accessibility.***

Future Opportunities:

It is our intention that at the end of 12 months, with each curator taking on the role of section editor, collections within the repository will be archived and compiled into a compendium of effective best practice which would be published online.

We are very keen to create as many opportunities for as many people as we can to get recognition for what they do. Not only to share their practice but to gain experience as curators and editors, to support them in their careers, to gain national recognition and to enhance their academic reputations. It is our intention that curators if they so wish would 'move on' after 12- 18 months, perhaps into a mentoring role, to support a new curators to have a similar opportunities for personal and professional growth and development.

Last Updated: January 2021

For current curators please see **Curator and Critical Friend Affiliations** folder within the National Teaching Repository Welcome and Guidance sub-group.



Repository Curators and Critical Friends:

Canterbury Christ Church University

BPP University

BPP University

Durham University

Dalhousie University

Edge Hill University

Edge Hill University

Edge Hill University

Edge Hill University

Edinburgh Napier University

Harper Adams University

Heriot Watt University

Imperial College London

Liverpool John Moores University

Liverpool John Moores University

Liverpool John Moores University

London South Bank University

Dr Scott Turner,

Claire Moscrop,

David Wooff

Rachelle O'Brien,

Dr Jill McSweeney,

Helena Knapton,

Professor Mark Schofield

Professor Vicky Duckworth,

Sarah Wright,

Katrina Swanton,

Emily Chapman-Waterhouse,

Dr Anne Margaret Tierney,

Dr Richard Bale,

Matt McLain,

Dr Deborah Callaghan,

Professor Debbie Roberts

Dr Safia Barikzai,

Last Updated: January 2021

For current curators please see Curator and Critical Friend Affiliations folder within the National Teaching Repository Welcome and Guidance sub-group.

Repository Curators and Critical Friends:

Manchester Metropolitan University

Middlesex University

Nottingham Trent University

Nottingham University

Prifysgol De Cymru, University of South Wales

Sheffield Hallam University

SOAS, University of London

The University of Birmingham

The University of Bolton

The University of Bradford

The University of Central Lancashire

The University of Central Lancashire

The University of Central Lancashire

The University of East Anglia

The University of East London

The University of Exeter

The University of Glasgow

The University of Glasgow

Dr Chrissi Nerantzi

Dr Emily McIntosh

Dr Kate Cuthbert,

Dr Christina Sietou,

Dr Mark Davies,

Sue Beckingham,

Professor David Webster,

Danielle M Hinton,

Dr Duncan Cross,

Dr Alison Hartley,

Michael Haslam,

Dr Emma Gillaspay

Dr Anna Hunter,

Dr Jonathan Wilson,

Santanu Vasant,

Dr Dawn Lees,

Dr Nathalie Sherdian,

Eneida Garcia Villanueva,

Repository Curators and Critical Friends:

| | |
|-------------------------------|----------------------|
| The University of Leicester | Dr Chris Willmott, |
| The University of Lincoln | Dr Chris Headleand, |
| The University of Liverpool | Sue Canning, |
| The University of Salford | Neil Withnell, |
| The University of Sheffield | Dr Paul Reilly, |
| The University of Sheffield | Xin Zhao, |
| The University of Sheffield | Paul Fenn, |
| The University of Strathclyde | Suzanne Faulkner, |
| The University of Surrey | Dr Christopher Wiley |

| | |
|--|---|
| Abbots Lea School | Sara Muršić |
| BERA Teacher Education and Development SIG | |
| Doc Media Centre, Independent Museum Archive Library | John Coster |
| New Model Institute for Technology and Engineering (NMITE) | Dr Beverley Gibbs, |
| Social Media for Learning in Higher Education | |
| Independent Consultant | Professor Sally Brown, |
| Professors at Play | Dr David Thomas, The University of Denver and Dr Lisa Forbes, The University of Colorado, |
| The Association of Learning Technology (ALT) | Deb Baff, |
| The Staff and Educational Development Association (SEDA) | Professor Peter Hartley and Fran Beaton (formerly The University of Kent) |

Visual overview

Welcome & Guidance



The main folder will contain an explanation of what the collection of folders are – how to access them – how to contribute and the benefits of contributing:

- Share your work on a national platform
- Access ideas and the best practice nationally
- Get analytics about the impact of your work
- Get a DOI for each piece of work submitted
- Protect and gain recognition for your work (to use for fellowship, promotion etc..)
- Annually work will be collated and published (archived) into a single compendium with an ISBN Number

'Collections'

Sub-groups



Links to Institutions and organisations where good practice exists.



ICTs and Intercultural Learning



Students as Partners



Digital Education



The Scholarship of Teaching and Learning



Supporting the Student Experience



Assessment and Feedback



Future collections:
i.e.: Primary, Secondary and FE

Archive collections to create an Annual Compendium



At the end of 12 months contributions will be archived into a format with an ISBN Number – curators will be 'section' editors of the compendium.

Within the National Teaching Repository sit a series of sub-groups. Each sub-group has at least one curator who will help to organise and curate the content.

Overview

The National Teaching Repository: Sharing Good Practice

Frequently Asked Questions

1. FAQs

Do I still own my work?

Yes, all work remains your intellectual property and at the time of uploading you choose your preferred level of Creative Commons copyright license. A [guide](https://knowledge.figshare.com/articles/item/what-is-the-most-appropriate-licence-for-my-data) can be located here: <https://knowledge.figshare.com/articles/item/what-is-the-most-appropriate-licence-for-my-data>

Is there a fee?

Absolutely not! No, there are no fees or processing charges

Can I remove my work from the repository?

Yes, you can remove work at any time.

You can also 'refresh it' with updates and replace previous versions of your practice with new ones. A guide to editing or deleting your research can be found here: <https://knowledge.figshare.com/articles/item/can-i-edit-or-delete-my-research-after-it-has-been-made-public>

Getting started, how do I sign up? Share my work? Upload and publish?

Visit the 'Welcome and Guidance' folder and view the mini [video](#). If you get stuck please let us know. For more information visit the Figshare [Getting Started](#) page.

2. FAQs

Can I signpost to existing work?

Yes, there are several ways to do this.

- ***Put links to your personal or institutional webpages, blog spaces and social media accounts within the presentations you upload.***
- ***Link your Figshare content to your [ORCID ID](#)***
- ***Create a Figshare profile to maximise your research profile***

What can I upload?

Almost anything!

You can drag and drop almost any type of file into the system. Word documents, Excel spreadsheets, Reports, Key Note Lectures, Power Point Presentations and Posters of up to 5GB. For more information please visit [‘How to upload and publish your data’](#)

How can I get involved?

Simply upload and share your work.

You may wish to create a profile page, linking your [ORCID ID](#) and social media accounts to further enhance the promotion of your work. If you would like more information about becoming a curator or critical friend please do not hesitate to get in touch.

3. FAQs

How do I know if my work has been viewed?

Reporting and statistics is built into the system so that views and downloads of your work is captured. The Altmetric data generated allows you to measure the impact of your work.

Where can I find more information?

***For further [information](#) and the full range of '[HOW TO GUIDES](#)' please click here:
<https://knowledge.figshare.com/articles/information-and-tips>***

Does the repository hold any personally identifiable information?

***We only record non-sensitive information such as name, email, employer or institutional affiliation and research activities - the information you provide to us. This is held within Figshare. For further information please visit:
<https://knowledge.figshare.com/articles/item/does-figshare-hold-any-personally-identifiable-information>***

Click to [HERE](#) to Submit

Select submission group: The National Teaching Repository

Getting in touch

The repository is hosted within [Edge Hill University's Figshare](#) and curated by colleagues from a growing number of institutions. If you would like to get involved, to join us, or contact us for more information this is how:

 Twitter: [@NTRepository](#)

Our [Website](#)

Link to [The National Teaching Repository](#)

Or contact:

Dr Dawne Irving-Bell Belld@edgehill.ac.uk for content related questions or for technical queries please email Liam Bullingham Bullingl@edgehill.ac.uk, our Figshare Technical Director.

A repository of collaboratively generated 'proven in practice' strategies